



## New First Nations Health Benefits Plan in partnership with Pacific Blue Cross

As of September 16, 2019

Dental, Vision Care, and Medical Supplies & Equipment Plans  
Administered Through Pacific Blue Cross

### Your Pacific Blue Cross (PBC) Membership

- Your status number is your benefits membership number
- You can print your own PBC Member ID card

Check out the **PBC mobile app** or [www.pac.bluecross.ca](http://www.pac.bluecross.ca) to access your Member Profile

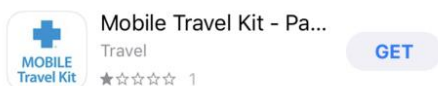
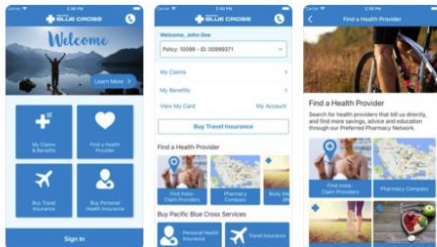
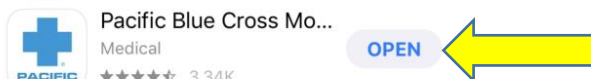
### Use your Member Profile for convenient self-service

- Look up detailed coverage
- Submit receipts for reimbursement
- Check your balance for each benefit
- Get reimbursed via direct deposit in as little as 48 hours!

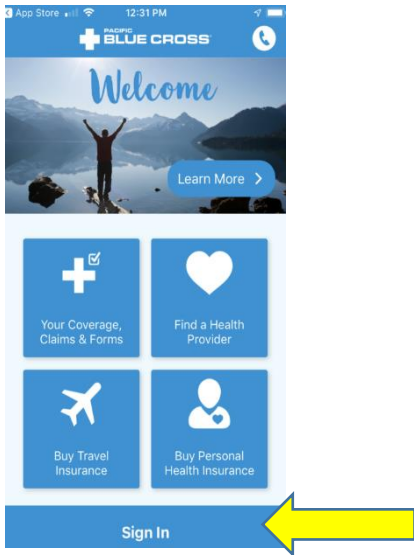
### To gain access to PBC mobile app

- Search "Pacific Blue Cross" in your app store. Click the "GET" button

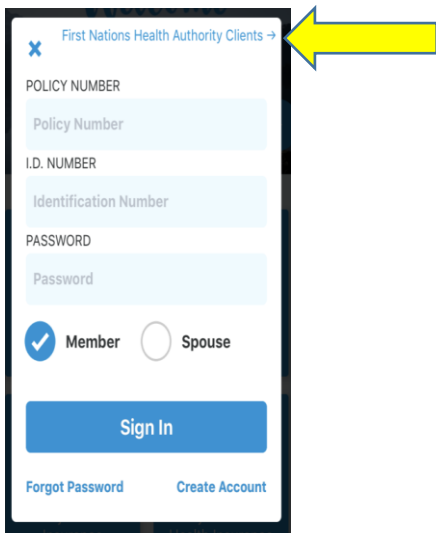
Q pacific blue cross X Cancel



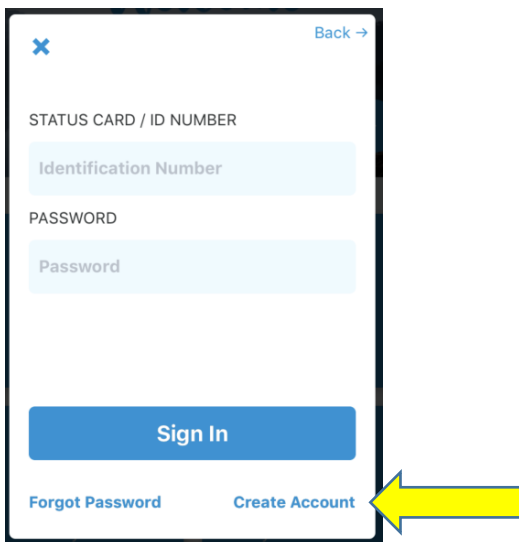
- Click the "Sign in" button



- Choose the FNHA Clients option



- Click "Create Account"



- Complete the requested fields

App Store 12:31 PM

Cancel Step 1 - Profile

Use the Status Card Number found on your Status Card

PBC PLAN DETAILS

Status Card Number

PERSONAL INFORMATION

First Name

Last Name

E-mail Address

Date of Birth >

Next >

- Fill in your security question responses and hit "Save"

< Back Change Challenge Questions

Please select 3 questions and provide the answers below. We will use this information in case you forget your password.

QUESTION 1

What city did you meet your spouse/ significant other in? >

Answer

Hint

QUESTION 2

What city or town did your mother and father meet in? >

Answer

Save

- You will then receive an email asking you to click a link to reset your password
- Once your password has been reset, you can log into the app